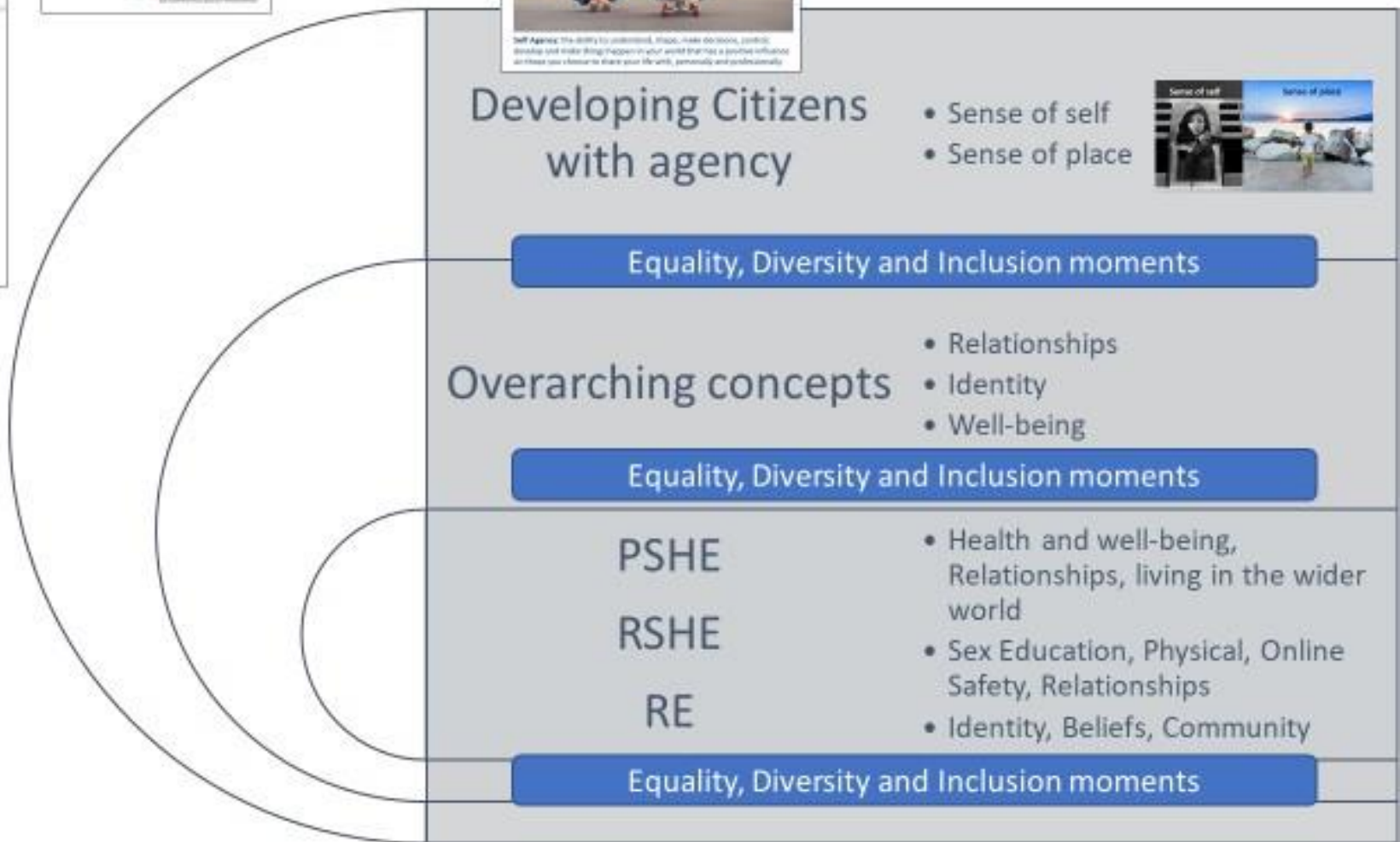



### **I am a Citizen.**

I am a citizen. I am continually finding out who I am in this world, finding my own pathways and ideas. I understand relationships. I know that these are connections with others and know that these can change with different people and different contexts, including online, families and friendships. I know what healthy, positive and respectful relationship look like. My relationships with others are important and I develop the skills to know which ones are supportive and ones that are unsafe or unhelpful to me. I learn about how I change as I get older, on the inside and the outside, ready to become an adult. I am able to identify body parts and know how living things reproduce. I experience different feelings and emotions and learn to identify what these are with the help of others around me. I know how to look after my physical health and wellbeing. I know the benefits of exercise, good nutrition, hygiene and sleep and know where to find support if I am feeling worried about something. I develop my understanding that I am one person amongst different communities – virtual and real. I learn that I have rights but also responsibilities and know there are consequences to my actions, both to myself and to others. I develop my individual and collective voice and use it democratically. I learn how to stay safe in the real world and online, and how to keep healthy, both physically and mentally.



Overview – links and key concepts



### **What is Relationship Education?**

The Government guidance sets out the content under the following headings: 'Families and people who care for me', 'Caring friendships', 'Respectful relationships', 'Online relationships', 'Being safe'. Relationships Education teaches the essential building blocks and characteristics of positive relationships, with particular reference to friendships, family relationships, and relationships with other peers and adults. We believe that children should learn about relationships as well as the emotional, social and physical aspects of growing up, human sexuality and sexual health in an age-appropriate way. In Relationships Education, children will learn about subjects including families, friendships, relationships and being safe, including characteristics of healthy family life. This covers varieties in family life, and how to recognise if family relationships are making them feel unhappy or unsafe, the rules and principles for keeping safe online, and appropriate boundaries in peer friendships.

### **What is Sex Education?**

Under the National Curriculum, the basics of sex education fall within the science curriculum. The statutory content requires maintained schools to teach children about human development, including puberty, and reproduction. Pupils should learn the correct terminology for parts of the body and know how the body changes as they get older in preparation for adulthood.

### **What is Physical Health Education?**

Physical Health education supports pupils to learn about making healthy choices and lifestyles, including topics such as sleep, first aid and dental care. Pupils learn how physical activity can provide immediate and long-term benefits, and reduce the risks of ill health. It also makes the links between physical and mental wellbeing. They learn about healthy foods and how healthy eating is an important part of keeping a healthy weight and protecting against some diseases.

### **What is Online Safety Education?**

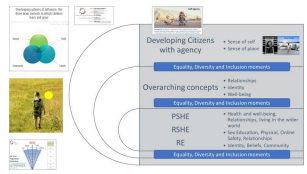
Online safety education teaches pupils:

- that people sometimes behave differently online, including by pretending to be someone they are not.
- that the same principles apply to online relationships as to face-to-face relationships, including the importance of respect for others online including when we are anonymous.
- the rules and principles for keeping safe online, how to recognise risks, harmful content and contact, and how to report them.
- how to critically consider their online friendships and sources of information including awareness of the risks associated with people they have never met.
- how information and data is shared and used online.

### **What is Mental Health & Wellbeing Education?**

Mental health and Wellbeing Education supports children to understand their emotions and feelings, and how they can feel comfortable in sharing worries and concerns. It teaches pupils to understand what is normal and what may be an issue that they may need support with. It makes the link between physical health and mental health. It supports the development of self-regulation and how to deal with set-backs.

**Year 1 Key Concepts, Knowledge, Vocabulary and skills – RHSE**

Key concept	Key Area	Suggested Context	Key knowledge, vocabulary & Skills
	<p><b>Sex Education</b></p> <p>Understanding human development, puberty and reproduction</p>	<p>Science lesson (Biology - animals)</p> <p>PSHE lesson</p>	<ul style="list-style-type: none"> <li>• Know that offspring are very much (but not exactly) like their parents. (statutory- science)</li> <li>• Understand that most animal babies need to be fed and cared for by their parents; human babies are especially in need of care when young (statutory science) <b>EDI: care givers will be different for different families</b></li> <li>• Understand the lifecycles of animals and humans (Jigsaw)</li> <li>• Say how their body has changed since they were a baby (Jigsaw)</li> <li>• Name the parts of the body that make boys different to girls and use the correct names for these: penis, testicles, vagina, vulva, anus (not statutory- sex ed) (Jigsaw) <b>EDI: bodies might be different but we are still equal</b></li> </ul>
	<p><b>Physical Health Education</b></p> <p>Understanding healthy lifestyle choices in order to prevent ill health. Includes: physical fitness, dental hygiene, nutrition, sun safety, sleep and cleanliness.</p>	<p>Science lesson (Biology - animals)</p> <p>PSHE lesson</p> <p>Food technology lesson (free training at <a href="https://foodfactoflife.org.uk/professional-development/ffl-training/">https://foodfactoflife.org.uk/professional-development/ffl-training/</a>)</p> <p>PE lessons</p>	<ul style="list-style-type: none"> <li>• Say how their body has changed from being a baby. (statutory health education) <b>EDI: to be aware that not everybody changes in the same way</b></li> <li>• Name ways of taking care of their body: exercise, cleanliness, healthy foods and rest (statutory- science):</li> <li>• Know the difference between being healthy and unhealthy and know some ways of keeping themselves healthy – e.g exercise, sleep (Jigsaw) <b>EDI: exercise is important but we can't all exercise in the same way e.g. disabilities</b></li> <li>• Know how to make healthy life style choices (Jigsaw)</li> <li>• Say ways to keep clean and know that germs can cause disease and illness (Jigsaw)</li> <li>• Name some household products (including some medicines) that could be harmful if not used properly (Jigsaw).</li> <li>• Know that medicines can help when feeling ill (Jigsaw)</li> </ul>
	<p><b>Relationship education – statutory</b></p> <p>Understanding that there are different types of relationships in different contexts. Knowing what a safe and respectful relationship looks like</p>	<p>PHSE lesson</p>	<ul style="list-style-type: none"> <li>• Name the members of own family and understand that there are lots of different types of families including LGBT families (Jigsaw)</li> <li>• Say what a good friend means and how to manage conflict (Jigsaw)</li> <li>• Understand appropriate ways of physical contact to greet friends and make preferences around these (Jigsaw) Know what the word consent means <b>EDI: different cultures have different greetings/expectations.</b></li> <li>• Name who can help in school community (Jigsaw)</li> <li>• Be able to identify own qualities as a person and friend, including self respect and empathy (Jigsaw)</li> <li>• Be able to identify special people and why they are special (Jigsaw) <b>EDI: valuing and respecting everyone's choice as to who is special – these will be different for different people</b></li> <li>• Make choices based on an understanding of difference and with an absence of prejudice (Jigsaw)</li> </ul>
	<p><b>Mental well being</b></p> <p>Understanding emotions and feelings and ways to get support. Knowing that factors that influence these such as anxiety, grief and bullying.</p>	<p>PHSE lesson</p>	<ul style="list-style-type: none"> <li>• Name their rights and responsibilities as a member of the class (Jigsaw) <b>EDI opportunity – equal rights and inclusive culture</b></li> <li>• Know that individual's views are valued and respected and they can add to a collective understanding (Jigsaw) <b>EDI opportunity – respectfully disagree as there are multiple beliefs</b></li> <li>• Know that there are choices and consequences (Jigsaw)</li> <li>• Know when they are feeling safe</li> <li>• Know what it feels like to belong and describe this</li> <li>• Know how to make a class safe for everyone to learn</li> </ul>

			<ul style="list-style-type: none"> <li>Recognise how it feels to be proud of achievements EDI: people's achievements will be different – celebrating and respecting all achievements.</li> <li>Know a range of feelings when facing consequences of actions</li> <li>Know choices in relation to class agreements</li> </ul>
	<p><b>Online safety</b></p> <p>Understand appropriate conduct online and how to develop an online reputation. Know how to keep safe and what to do with online bullying or unsafe contact.</p>	<p>PHSE lesson</p> <p>Computing lessons</p> <p>Assemblies</p>	<ul style="list-style-type: none"> <li>Know there are exciting places online but they need to follow certain rules to remain safe.</li> <li>Know that many websites ask for information that is private and discuss how to responsibly handle such requests</li> <li>Say some ways of how to behave online and how to recognise online bullying.</li> </ul>

**Year 2 Key Concepts, Knowledge, Vocabulary and skills – RHSE**

Key Area / (concept)	Suggested Context	Key knowledge, vocabulary and skills
<p><b>Sex Education</b></p> <p>Understanding human development, puberty and reproduction</p>	<p>Science lesson (animals)</p> <p>PSHE lesson</p>	<ul style="list-style-type: none"> <li>Recognise the physical differences between boys and girls, use the correct names for parts of the body (penis, anus, testicles, vagina, vulva) and appreciate that some parts of my body are private (not statutory- sex ed) (Jigsaw) <b>EDI: bodies might be different but we are still equal – opening up about protected characteristic of gender</b></li> <li>Identify some parts of the body</li> </ul>
<p><b>Physical Health Education</b></p> <p>Understanding healthy lifestyle choices in order to prevent ill health. Includes: physical fitness, dental hygiene, nutrition, sun safety, sleep and cleanliness.</p>	<p>Science lesson (animals)</p> <p>PSHE lesson</p> <p>Food technology lesson (free training at <a href="https://foodafactoflife.org.uk/professional-development/ffl-training/">https://foodafactoflife.org.uk/professional-development/ffl-training/</a>)</p> <p>PE lessons</p>	<ul style="list-style-type: none"> <li>Know about safe and unsafe exposure to the sun</li> <li>Say why dental health, good dental hygiene and regular check-ups are important <b>EDI: respect for others and not everyone has the same opportunities e.g. going to the dentist</b></li> </ul>
<p><b>Relationship education – statutory</b></p> <p>Understanding that there are different types of relationships in different contexts. Knowing what a safe and respectful relationship looks like</p>	<p>PHSE lesson</p>	<ul style="list-style-type: none"> <li>Name different members of their family, understand their relationships with each of them and know why it is important to share and cooperate (Jigsaw) <b>EDI: what is a family – everyone is welcome, acknowledge difference and diversity in family structure.</b></li> <li>Know there are lots of forms of physical contact within the family and that some of this is acceptable and some is not. (Jigsaw). Revisit the word consent and what this means</li> <li>Say some ways that cause conflict with friends (Jigsaw)</li> <li>Identify when it is sometimes good to keep a secret, and when it is not. (Jigsaw)</li> <li>Name and show how to appreciate people who can help in their families, schools and community (Jigsaw) <b>EDI: these will be different for different groups; model positive role models from diverse backgrounds</b></li> <li>Say how people can express appreciation for the people in special relationships. (Jigsaw)</li> </ul>
<p><b>Mental well being</b></p> <p>Understanding emotions and feelings and ways to get support. Knowing that factors that influence these such as anxiety, grief and bullying.</p>	<p>PHSE lesson</p>	<ul style="list-style-type: none"> <li>Identify hopes and fears (Jigsaw) <b>EDI: different depending on personal experience, culture etc. Aspirations for all children</b></li> <li>Name their rights and responsibilities (Jigsaw) <b>EDI opportunity – equal rights and inclusive culture</b></li> <li>Be able to listen and contribute (Jigsaw) <b>EDI: ensuring everyone has a voice (EAL or SEND resources to support these children)</b></li> <li>Know choices and consequences (Jigsaw)</li> <li>Recognise the feeling of worry and know how to ask for help <b>EDI: different depending on personal experience, culture etc.</b></li> <li>Know how to make others feel safe</li> <li>Work cooperatively</li> <li>Be able to talk about feelings</li> </ul>
<p><b>Online safety</b></p> <p>Understand appropriate conduct online and how to develop an online reputation. Know how to keep safe and what to do with online bullying or unsafe contact.</p>	<p>PHSE lesson</p> <p>Computing lessons</p> <p>Assemblies</p>	<ul style="list-style-type: none"> <li>Know some ways to stay safe online and how to avoid sharing personal information and images</li> <li>Know how to communicate appropriately online and what friendship means online. <b>EDI: showing respect for others online</b></li> <li>Understand how to respond to cyberbullying <b>EDI: showing respect for others online</b></li> <li>Name ways to behave online and whether to trust everything they read</li> <li>Know what to do when not feeling safe online</li> </ul>

### Year 3 Key Concepts, Knowledge, Vocabulary and skills – RHSE

Key Area / (concept)	Suggested Context	Key knowledge, vocabulary & skills
<b>Sex Education</b>  Understanding human development, puberty and reproduction	Science lesson (animals)  PSHE lesson	
<b>Physical Health Education</b>  Understanding healthy lifestyle choices in order to prevent ill health. Includes: physical fitness, dental hygiene, nutrition, sun safety, sleep and cleanliness.	Science lesson (animals)  PSHE lesson  Food technology lesson (free training at <a href="https://foodafactoflife.org.uk/professional-development/ffl-training/">https://foodafactoflife.org.uk/professional-development/ffl-training/</a> )  PE lessons	<ul style="list-style-type: none"> <li>• Say how boys' and girls' bodies change on the inside during the growing up process and can tell you why these changes are necessary so that their bodies can make babies when they grow up (statutory in relationships)</li> <li>• Know that in animals and humans lots of changes happen between conception and growing up, and that usually it is the female who has the baby (statutory in relationships)</li> <li>• Understand that boys' and girls' bodies need to change so that when they grow up their bodies can make babies (statutory in relationships)</li> </ul>
<b>Relationship education – statutory</b>  Understanding that there are different types of relationships in different contexts. Knowing what a safe and respectful relationship looks like	PHSE lesson	<ul style="list-style-type: none"> <li>• Name the roles and responsibilities of each member of their family and reflect on the expectations for males and females (statutory)</li> <li>• Name the skills of friendship (statutory)</li> <li>• Explain how the actions and work of others around the world help and influence others (statutory)</li> <li>• Name the needs and rights of children and how their lives differ from other children (statutory)</li> <li>• Say how to express appreciation (statutory)</li> </ul> <p>EDI: Understand what <u>equality</u> means in relationships – male and female roles – not predefined but some cultures choose to live that way and that is acceptable too. Mum and dad can do different roles and we respect that this is the case.</p> <p>Exploration of stereotypes – portrayal of roles</p>
<b>Mental well being</b>  Understanding emotions and feelings and ways to get support. Knowing that factors that influence these such as anxiety, grief and bullying.	PHSE lesson	<ul style="list-style-type: none"> <li>• Recognise own self worth and be able to identify positive things about self (Jigsaw)</li> <li>• Able to recognise own achievements (Jigsaw)</li> <li>• Can set personal goals (Jigsaw)</li> <li>• Able to face new challenges positively (Jigsaw)</li> <li>• Can make responsible choices (Jigsaw)</li> <li>• Say why rules are needed and relate to rights and responsibilities (Jigsaw) EDI – possible links to discrimination</li> <li>• Know how actions affect self and others (Jigsaw)</li> <li>• Care about others' feelings (Jigsaw)</li> <li>• Value self and others</li> <li>• Recognise feelings of happiness, sadness, or worry in self and others</li> <li>• Work cooperatively</li> <li>• Identify what behaviours bring certain consequences</li> <li>• Judge whether feelings and behaviour is appropriate and proportionate</li> </ul>
<b>Online safety</b>  Understand appropriate conduct online and how to develop an online reputation. Know how to keep safe and what to do with online bullying or unsafe contact.	PHSE lesson  Computing lessons  Assemblies	<ul style="list-style-type: none"> <li>• Say how to stay safe when online and how to stay respectful</li> <li>• Use advanced internet searching to explore whether the internet can be used to authenticate facts</li> <li>• Evaluate the benefits of using strong passwords</li> <li>• Develop knowledge of creating a positive online reputation and how technology can impact on health</li> <li>• Practice positive relationships online</li> </ul>

**Year 4 Key Concepts, Knowledge, Vocabulary and skills – RHSE**

Key Area / (concept)	Suggested Context	Key knowledge, vocabulary & skills
<p><b>Sex Education</b></p> <p>Understanding human development, puberty and reproduction</p>	<p>Science lesson (animals)</p> <p>PSHE lesson</p>	
<p><b>Physical Health Education (not in science)</b></p> <p>Understanding healthy lifestyle choices in order to prevent ill health. Includes: physical fitness, dental hygiene, nutrition, sun safety, sleep and cleanliness.</p>	<p>Science lesson (animals)</p> <p>PSHE lesson</p> <p>Food technology lesson (free training at <a href="https://foodfactoflife.org.uk/professional-development/ffl-training/">https://foodfactoflife.org.uk/professional-development/ffl-training/</a>)</p> <p>PE lessons</p>	<ul style="list-style-type: none"> <li>• Know that some personal characteristics come from birth parents and that this happens as a result of the joining of the egg and sperm (statutory in relationships)</li> <li>• Name internal and external parts of the male and female body that are necessary for making babies (statutory in relationships)</li> <li>• Say how a girl's body changes in order for her to be able to have babies when she is an adult, and that the menstruation (having periods) is a natural part of this (statutory in relationships) – EDI – possible link to disabilities and how some bodies don't develop in the same way.</li> </ul>
<p><b>Relationship education – statutory</b></p> <p>Understanding that there are different types of relationships in different contexts. Knowing what a safe and respectful relationship looks like</p>	<p>PHSE lesson</p>	<ul style="list-style-type: none"> <li>• Name situations that can cause jealousy- (Jigsaw)</li> <li>• Know that people identify others as people they love and care for and Identify people they care for and love (Jigsaw)</li> <li>• Identify relationships that can be at a distance – (Jigsaw)</li> <li>• Understand how friendships change, how to make new friends and deal with falling out- (Jigsaw)</li> <li>• Understand what a girlfriend/boyfriend/partner might mean when they are older- including respect for LGBT relationships Jigsaw</li> <li>• Know how to show love and appreciation to people and animals - Jigsaw</li> </ul>
<p><b>Mental well being</b></p> <p>Understanding emotions and feelings and ways to get support. Knowing that factors that influence these such as anxiety, grief and bullying.</p>	<p>PHSE lesson</p>	<ul style="list-style-type: none"> <li>• Know how actions and attitudes affect others- (Jigsaw)</li> <li>• Say what a school community is and role within it- (Jigsaw)</li> <li>• Discuss how democracy works –(Jigsaw) EDI: Discrimination discussion – do all voices get represented?</li> <li>• Care about others' feelings - (Jigsaw)</li> <li>• Know how groups make decisions – (Jigsaw)</li> <li>• Understand about affect of individual voice on the community – (Jigsaw)</li> <li>• Recognise positive feelings of being included and what it feels like to be excluded EDI: What might be the reasons for inclusion/ exclusion - .e.g. colour of skin, disability and how this is not acceptable.</li> <li>• Contribute to groups</li> <li>• Know how rewards and consequences affect motivation</li> <li>• Understand why there are group rules</li> <li>• EDI: The impact of positive and negative emotion and that all emotions are fine, it is just the way we respond</li> </ul>
<p><b>Online safety</b></p> <p>Understand appropriate conduct online and how to develop an online reputation. Know how to keep safe and what to do with online bullying or unsafe contact.</p>	<p>PHSE lesson</p> <p>Computing lessons</p> <p>Assemblies</p>	<ul style="list-style-type: none"> <li>• Understand what 'fake news' means and to assess what they real</li> <li>• Develop skills to understand fact and fake</li> <li>• Describe different online reputation</li> <li>• Say how technology can have a negative impact on people's lives</li> <li>• Identify how bullying can take place online</li> </ul>



**Year 5 Key Concepts, Knowledge, Vocabulary and skills – RHSE**

Key Area / (concept)	Suggested Context	Key knowledge, vocabulary & skills
<p><b>Sex Education</b></p> <p>Understanding human development, puberty and reproduction</p>	<p>Science lesson (animals)</p> <p>PSHE lesson</p>	<ul style="list-style-type: none"> <li>• Identify phases of life cycle: birth, growth, reproduction, death (statutory – science)</li> <li>• Know the life process of reproduction in some plants and animals (statutory – science)</li> <li>• Understand that sexual intercourse can lead to conception and that is how babies are usually made (non- statutory- Jigsaw)</li> <li>• Understand that sometimes people need IVF to help them have a baby (non statutory- Jigsaw)</li> </ul>
<p><b>Physical Health Education</b></p> <p>Understanding healthy lifestyle choices in order to prevent ill health. Includes: physical fitness, dental hygiene, nutrition, sun safety, sleep and cleanliness.</p>	<p>Science lesson (animals)</p> <p>PSHE lesson</p> <p>Food technology lesson (free training at <a href="https://foodfactoflife.org.uk/professional-development/ffl-training/">https://foodfactoflife.org.uk/professional-development/ffl-training/</a>)</p> <p>PE lessons</p>	<ul style="list-style-type: none"> <li>• Understand that a girl's body changes during puberty and understand the importance of looking after yourself physically and emotionally (statutory- health ed)</li> <li>• Identify what parts the body change during puberty (statutory- health ed)</li> </ul>
<p><b>Relationship education – statutory</b></p> <p>Understanding that there are different types of relationships in different contexts. Knowing what a safe and respectful relationship looks like</p>	<p>PHSE lesson</p>	<ul style="list-style-type: none"> <li>• Identify how online communities can be positive and negative – (Jigsaw) <b>EDI: Stereotypes of female and male imagery</b></li> <li>• Name the rights and responsibilities of an online community- (Jigsaw) <b>EDI: tackling prejudicial language</b></li> <li>• Name the rights and responsibilities of playing and online game- (Jigsaw)</li> <li>• Identify how much screen time is healthy – (Jigsaw)</li> <li>• Have an accurate picture of who they are (characteristics and personality)</li> <li>• Explain how to stay safe when using technology</li> <li>• <b>Understand racism – explore differences and the tolerating different cultures and beliefs.</b></li> <li>• <b>Understand bullying – what are the causes of this?</b></li> </ul>
<p><b>Mental well being</b></p> <p>Understanding emotions and feelings and ways to get support. Knowing that factors that influence these such as anxiety, grief and bullying.</p>	<p>PHSE lesson</p>	<ul style="list-style-type: none"> <li>• Identify ways to face new challenges positively and set goals- (Jigsaw)</li> <li>• Name the rights and responsibilities as a citizen of a country- (Jigsaw)</li> <li>• Name the rights and responsibilities as a citizen of the school – (Jigsaw)</li> <li>• Know the choices available and consequences- (Jigsaw)</li> <li>• Able to contribute to a group and how it functions best as a whole (Jigsaw)</li> <li>• Know what democracy is and how individual's voice is important – (Jigsaw)</li> <li>• Identify positive things about school setting</li> <li>• Identify hopes and fears</li> <li>• Empathise with others whose lives are different <b>EDI: inclusion – understand other cultures, values and beliefs</b></li> <li>• Can see how actions have affected others</li> <li>• Identify how school community benefits from collective rules and agreements</li> </ul>
<p><b>Online safety</b></p> <p>Understand appropriate conduct online and how to develop an online reputation. Know how to keep safe and what to do with online bullying or unsafe contact.</p>	<p>PHSE lesson</p> <p>Computing lessons</p> <p>Assemblies</p>	<ul style="list-style-type: none"> <li>• Name respectful online behaviour and consequences of disrespectful behaviour</li> <li>• Know the impact of online 'influencers, such vloggers on YouTube <b>EDI: awareness of certain communities promoting certain ideologies around race/ sex</b></li> <li>• Describe online communities and how they can influence own ideas</li> <li>• Understand what copyright means</li> <li>• Explain how to stay safe when using technology – Jigsaw</li> </ul>

**Year 6 Key Concepts, Knowledge, Vocabulary and skills – RHSE**

Key Area / (concept)	Suggested Context	Key knowledge, vocabulary & skills
<p><b>Sex Education</b></p> <p>Understanding human development, puberty and reproduction</p>	<p>Science lesson (animals)</p> <p>PSHE lesson</p>	<p>• Understand human growth stages:</p> <p>Puberty: Glands and hormones (Endocrine System), growth spurt, hair growth, breasts, voice change</p> <p>The reproductive system: Females: ovaries, fallopian tubes, uterus, vagina, menstruation Males: testes, scrotum, penis, urethra, semen</p> <p>Sexual reproduction: intercourse, fertilisation, zygote, implantation of zygote in the uterus, pregnancy, embryo, foetus, newborn (statutory – sex ed) (Jigsaw)</p>
<p><b>Physical Health Education</b></p> <p>Understanding healthy lifestyle choices in order to prevent ill health. Includes: physical fitness, dental hygiene, nutrition, sun safety, sleep and cleanliness.</p>	<p>Science lesson (animals)</p> <p>PSHE lesson</p> <p>Food technology lesson (free training at <a href="https://foodfactoflife.org.uk/professional-development/ffi-training/">https://foodfactoflife.org.uk/professional-development/ffi-training/</a>)</p> <p>PE lessons</p>	<ul style="list-style-type: none"> <li>• Say how girls' and boys' bodies change during puberty and understand the importance of looking after yourself physically and emotionally (statutory – health ed)</li> <li>• Describe how a baby develops from conception through the nine months of pregnancy and how it is born (statutory – health ed)</li> <li>• Know how to make a clear and efficient call to emergency services (statutory – health ed)</li> <li>• Know of basic first aid (statutory – health ed)</li> </ul> <p>EDI: Identity – how you feel when going through change/ belonging</p> <p>Equalities act – protected characteristics</p>
<p><b>Relationship education – statutory</b></p> <p>Understanding that there are different types of relationships in different contexts. Knowing what a safe and respectful relationship looks like</p>	<p>PHSE lesson</p>	<ul style="list-style-type: none"> <li>• Identify ways take care of their mental health- (Jigsaw)</li> <li>• Know there are different stages of grief and there are different types of loss that cause people to grieve – (Jigsaw)</li> <li>• Recognise when people are trying to gain power or control – (Jigsaw)</li> <li>• Make a judgement about online content and whether it is safe and helpful- (Jigsaw)</li> <li>• Use technology positively and safely to communicate to friends and family – (Jigsaw)</li> </ul>
<p><b>Mental well being</b></p> <p>Understanding emotions and feelings and ways to get support. Knowing that factors that influence these such as anxiety, grief and bullying.</p>	<p>PHSE lesson</p>	<ul style="list-style-type: none"> <li>• Able to set goals – (Jigsaw)</li> <li>• Know how to express fears and worries about the future –(Jigsaw)</li> <li>• Name the universal rights for all children but know some are not met for some children- (Jigsaw)</li> <li>• State how actions affect others globally and locally – (Jigsaw) EDI Prejudice discussion opportunity</li> <li>• Identify how choices link to rights and responsibilities, rewards and consequences – (Jigsaw) EDI: Equalities act – protected characteristics</li> <li>• Say how individuals influence groups- (Jigsaw)</li> <li>• Know what democracy is and how individual's voice is important – (Jigsaw)</li> <li>• Able to feel welcomed and valued and do this to others EDI: inclusion of all</li> <li>• Identify own wants and needs and have an awareness of others in different communities EDI: disabilities</li> <li>• Identify that actions can affect self and others</li> <li>• Identify that actions can affect self and others</li> <li>• Empathise with others</li> <li>• Contribute to a group</li> </ul>
<p><b>Online safety</b></p> <p>Understand appropriate conduct online and how to develop an online reputation. Know how to keep safe and what to do with online bullying or unsafe contact.</p>	<p>PHSE lesson</p> <p>Computing lessons</p> <p>Assemblies</p>	<ul style="list-style-type: none"> <li>• Identify benefits and issues with online gaming and chat sites</li> <li>• Understand consent linked to online usage.</li> <li>• Know how to deal with difficult situations online</li> <li>• Say how social media shapes our views</li> <li>• Know how debt can be created by online use</li> </ul>

## **Appendix 1: Rationale**

High quality relationship, health and sex education is vital in the development of children at school but also beyond school. It ensures that children are able to develop the skills that are vital to being successful citizens in their communities and also to understand who they are as individuals. Underpinning the key concepts is the importance of wellbeing in affecting pupil's educational and personal achievements. It is a platform to ensure children thrive and flourish and build resilience.

This curriculum is coherent, which means it has been carefully considered and follows a deliberate order. It makes connections with other curriculum areas, which reflects the importance of RHSE being delivered in a holistic way in addition to discrete sessions. It is also supported by the academy's cultures, values and ethos.

The key concepts outlined will be revisited year on year to build on prior knowledge, recognising when children are emotionally ready to deepen their understanding.

## **Appendix 2: References**

Barlow, J., Stewart-Brown, S and Wells, J. (2003) A systematic review of universal approaches to mental health promotion in schools. *Health Education (online)*, 103, pp197-220 (Accessed June 18<sup>th</sup> 2020)

Boucher, S., Dobia, B., Champion, C., Cummins, R., Graetz, B., Killick-Moran, C., Littlefield, L., Souter, M. and Trinder, M. (2008) Kids Matter: A Population Health Model to Support Mental Health and Wellbeing in Primary Schools. *International Journal of Mental Health Promotion*. 10 (4), pp13-20. (Accessed June 18<sup>th</sup> 2020)

Crow, F. (2008) Learning for well-being: personal, social and Health education and a changing curriculum. *Pastoral Care in Education*. 26 (1), pp43-51 ( Accessed 1<sup>st</sup> August 2020)

Department for Education (2018) *Mental Health and wellbeing provision in schools: review of published policies and information*. London: HMSO

Department for Education (2018) *Mental Health and Behaviour in Schools*. London: HMSO

Department for Education (2019) *Relationships Education, Relationships and Sex Education (RSE) and Health Education*. London: HMSO

Dudley, D.A., Wayne, G. and Peralta, L, R. (2015) Teaching Approaches and Strategies that Promote Healthy Eating in Primary Schools: a systematic review and meta-analysis. *International Journal of Behavioural Nutrition*. 12 (28) pp1-26

Fairclough, S. and Stratton, G (2005) Physical Activity Makes you Fit and Healthy: physical education's contribution to young people's physical activity levels. *Health Education Research*. 20 (1), pp14-23

Marryat, L., Minnis, H., Thompson, L. and Wilson, P. (2018) Primary Schools and the Amplification of Social Differences in Child Mental Health: a population- based cohort study. *Epidemiol Community Health*. 72, pp 27-33. (Accessed June 17<sup>th</sup> 2020)

Moodie, A (2017) *Cooking Matters: A Comprehensive Guide Toolkit and guidance for Teaching Cooking and Nutrition in Primary Schools*. Available at [healthandwellbeing@islington.gov.uk](mailto:healthandwellbeing@islington.gov.uk)

Public Health England (2015) *Food Teaching in Primary Schools: A Framework of Knowledge and Skills*. London: PHE

### **Websites:**

[https://www.intofilm.org/theme/7?gclid=CjwKCAjwm\\_P5BRAhEiwAwRzSO3cnKSijglLIKo9yomn6zWqGQv1n1UZcSxD5V282JKaQ1y78jZCeHRoCJfMQAvD\\_BwE](https://www.intofilm.org/theme/7?gclid=CjwKCAjwm_P5BRAhEiwAwRzSO3cnKSijglLIKo9yomn6zWqGQv1n1UZcSxD5V282JKaQ1y78jZCeHRoCJfMQAvD_BwE)

[https://www.jigsawpshe.com/primary-pshe-scheme-of-work-including-statutory-relationships-and-health-education/?infinity=ict2-net-gaw-ar-427387168496-kw-%2Bpshe%20%2Bcurriculum-mt-b-cmp-England%20-%20PSHE-ag-PSHE%20Curriculum&gclid=CjwKCAjwm\\_P5BRAhEiwAwRzSO39Wdl-AM-bCU4sj1bx19T8yABzpgkZo4ybq6gkMmy0uNNH\\_w5lkDhoCHG0QA\\_VD\\_BwE](https://www.jigsawpshe.com/primary-pshe-scheme-of-work-including-statutory-relationships-and-health-education/?infinity=ict2-net-gaw-ar-427387168496-kw-%2Bpshe%20%2Bcurriculum-mt-b-cmp-England%20-%20PSHE-ag-PSHE%20Curriculum&gclid=CjwKCAjwm_P5BRAhEiwAwRzSO39Wdl-AM-bCU4sj1bx19T8yABzpgkZo4ybq6gkMmy0uNNH_w5lkDhoCHG0QA_VD_BwE)

<https://www.mentallyhealthyschools.org.uk/resources/respectmeans-lesson-plan/>

<https://www.mentalhealth.org.uk/campaigns/mental-health-schools-make-it-count>

<https://www.pshe-association.org.uk>

<https://www.place2be.org.uk/our-services/services-for-schools/mental-health-resources-for-schools/>

[WWW.redcross.org.uk](http://WWW.redcross.org.uk)