

# Curriculum Newsletter

Year 3 - Term 6 2024/2025

Welcome to Term 6! We have had an amazing year so far in terms 1, 2, 3, 4 and 5. It has been great getting to know all of your children. This is our final Term.

A new term is already upon us, and we are very proud of our progress through school year so far. We are very excited to continue our learning journey into Year 3. We are very proud of our learning. So, please make sure you continue log onto Class Dojo each week to check for updates and to see all your amazing work!

This term is going to be very warm in school, so please make sure your children come in with plenty of water to drink.

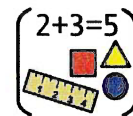
## Authors



As authors, we will be reading The Lorax. We will be using our Phase 2, 3, 4 and 5 phonics to independently segment and blend words to independently read sentences in the book. We will be using a range of exciting adjectives and conjunctions. During our immersive section of the term, we will be writing a contrasting study alongside our Geography learning.

We are going to use our great oracy skills to discuss, retell and act out our story. Ask us all about our book at home – I am sure we will be very excited to discuss it with you!

## Mathematicians



As mathematicians, we will be deepening our knowledge and understanding of numbers within 1000. We will be learning about addition, subtraction, multiplication and division. We are always keen to use our strategies... I wonder if we can teach you at home!

We will be exploring fractions and deepening our mathematical knowledge. We will continue our times table booklets preparing us for the knowledge necessary for year 3 and 4.

We will also be consolidating everything that we have learnt throughout year 3.




### Geographers

As Geographers this term we will be carrying out a contrasting study between the Mediterranean and the UK.

Noticing different human and physical features, as well as comparing the two locations.

### Scientists



As scientists we will be learning all about plants and their life cycles.

We will be developing our skills in inquiry, recording results, making predictions, drawing scientific diagrams with labels and writing scientific reports.



### Athletes

This term we will be learning how to swim on a Thursday afternoon, please make sure your child comes to school in their P.E. Kit with a towel, a swimming kit, trainers or sensible shoes for walking to and from the swimming pool.

### Citizens

In jigsaw, we will be learning about our changing bodies in Term 6.

If you have any questions or concerns, then please come and see me or send me a message of class Dojo.


Yours Sincerely,  
**Mr Woosey**

## Puzzle 6 - Changing Me

### Puzzle Map - Ages 7-8

#### Puzzle Outcome

Help me fit together the six pieces of learning about Changing Me to create the Tree of Change display  
Piece 6: Ribbon Mobiles



Weekly Celebration	Pieces	PSHE learning intention	Social and emotional development learning intention	Resources
Understand that everyone is unique and special	1. How Babies Grow	I understand that in animals and humans lots of changes happen between birth and growing up, and that usually it is the female who has the baby	I can express how I feel when I see babies or baby animals	Jigsaw Chime, 'Calm Me' script, Baby/mother pair cards, PowerPoint of baby animal pictures, Jigsaw Jino, Mini-whiteboards and pens (or paper and pens), Jigsaw Journals, My Jigsaw Journey, Jigsaw Jerrie Cat.
Can express how they feel when change happens	2. Babies	I understand how babies grow and develop in the mother's uterus I understand what a baby needs to live and grow	I can express how I might feel if I had a new baby in my family	Jigsaw Chime, 'Calm Me' script, Baby PowerPoint slide, Mini-whiteboards/ pens (or paper and pens), Baby growing PowerPoint, Jigsaw Journals, My Jigsaw Journey, Jigsaw Jino, Jigsaw Jerrie Cat.
Understand and respect the changes that they see in themselves	3. Outside Body Changes	I understand that boys' and girls' bodies need to change so that when they grow up their bodies can make babies I can identify how boys' and girls' bodies change on the outside during this growing up process	I recognise how I feel about these changes happening to me and know how to cope with those feelings	Jigsaw Chime, 'Calm Me' script, Outline figure of a body on large flipchart paper, Set of Body Change cards, PowerPoint slides: Body Changes, My Life, My Changes' sheet, Jigsaw Journals, My Jigsaw Journey, Jigsaw Jino, Jigsaw Jerrie Cat.
Understand and respect the changes that they see in other people	4. Inside Body Changes	I can identify how boys' and girls' bodies change on the inside during the growing up process and can tell you why these changes are necessary so that their bodies can make babies when they grow up	I recognise how I feel about these changes happening to me and know how to cope with these feelings	Parent/Child pairs cards (from lesson/Piece 1), Jigsaw Chime, 'Calm Me' script, PowerPoint slides: Body Changes from Piece (lesson) 3, PowerPoint slides: Changes on the inside, Animations (moving diagrams): Male and Female Reproductive Systems, 'The Great Growing Up Adventure' sheet, Jigsaw Journals, Post-it notes/small slips of paper, Jigsaw Jino, Jigsaw Jino's post box, My Jigsaw Journey, Jigsaw Jerrie Cat.
Know who to ask for help if they are worried about change	5. Family Stereotypes	I can start to recognise stereotypical ideas I might have about parenting and family roles	I can express how I feel when my ideas are challenged and might be willing to change my ideas sometimes	Charades cards, Jigsaw Jino, Jigsaw Chime, 'Calm Me' script, Task card resource sheet, Flipchart paper/pens, Jigsaw Journals, My Jigsaw Journey, Jigsaw Jerrie Cat.
Are looking forward to change	6. Looking Ahead Assessment Opportunity ★ Puzzle Outcome: Ribbon Mobiles	Identify what I am looking forward to when I move to my next class	start to think about changes I will make next year and know how to go about this	Jigsaw Jino, Jigsaw Chime, 'Calm Me' script, PowerPoint slide for 'Ribbon mobiles', Wooden batons/sticks, Different coloured paper strips (6 per child), Tape, Jigsaw Journals, My Jigsaw Journey, Certificates, Jigsaw Jerrie Cat.