

Curriculum Newsletter


Year 5 Term 6 2025/2026

Welcome back to school for term 6. This is the final term in year 5 before they move up to year 6! We have lots packed into this term to help support year 5s transition, including a few exciting trips.

Every day in school is crucial and this academic year our attendance has been great. Please ensure year 5 continue to attend school on time everyday so they able to make the most out of their time at Evergreen! Also, it is important your child continues to bring in their **reading books and a coat** every day!

In year 5 we are very proud of our learning so please continue to log in to ClassDojo where you will be able to see the amazing learning taking place in and outside of our classroom!

Readers and Authors



This term we will be studying a book called 'Varmints'. We will explore themes such as protecting the world and ensuring

we regenerate it. This will support our writing a range of different texts where Year 5 will apply skills they have learnt though out the year.

In reading this term we will focus on answering g retrieval questions, skimming, building vocabulary and inferring.

Mathematicians





This term year 5 will start exploring fractions, percentages and decimals, as well as different types of measurement and how to convert between these.

We will then move onto angles; they will learn about the different names and how to measure angles. At the end of the term, we will consolidate learning from throughout the year.

We will continue to complete a maths arithmetic paper every Friday to prepare the class for year 6 and support their ability to tackle test questions.

As always, continue to encourage your child to practice the times tables on TT rock stars.

<p><u>Geographers</u></p> <p>In geographers we will be learning about natural resources. We will be exploring renewable and non- renewable energy and climate change and how it effects our world.</p>	<p><u>Scientists</u></p> <p>In scientists we will be exploring life cycles and how this is different for different animals. We will look at the difference between vertebrates and invertebrates.</p>
 <p>Athletes</p>	<p>In athletes we will be continuing our swimming learning. We have all made such amazing progress this term!</p>
<p>Jigsaw - Citizens</p>	<p>We will be exploring the module Changing Me in Term 6 where we will be talking about how our bodies will be changing over the next few years and into adulthood – this is essential citizens learning. I will post all materials to be used in class before the lesson, if you have any worries or questions, please do not hesitate to talk to me, Mrs Coote or Miss Dorse.</p>
	<p>For homework, children have spellings, handwriting and times table rockstars learning.</p> <p>They will be set Timetable rockstars activities for them to access online at https://play.ttrockstars.com/</p> <p>To support your child encourage them to read each day.</p>


If you have any questions at all, please contact me through ClassDojo or at the door.

Yours sincerely,

Mr Woosey

Puzzle 6 - Changing Me

Puzzle Map - Ages 9-10



Puzzle Outcome

Help me fit together the six pieces of learning about Changing Me to create the Tree of Change display
 Piece 5: Change Cards

Weekly Celebration	Pieces	PSHE learning intention	Social and emotional development learning intention	Resources
Understand that everyone is unique and special	1. Self and Body Image	I am aware of my own self-image and how my body image fits into that	I know how to develop my own self esteem	Jigsaw Chime, 'Calm Me' script, Jigsaw Jez, Self-image cards, Emoji face classroom labels, Airbrushed images (teacher sourced), PowerPoint slide 'Self-image prompts', Frame card template, Jigsaw Journals, My Jigsaw Journey, Jigsaw Jerrie Cat.
Can express how they feel when change happens	2. Puberty for Girls	I can explain how a girl's body changes during puberty and understand the importance of looking after yourself physically and emotionally	I understand that puberty is a natural process that happens to everybody and that it will be ok for me	Jigsaw Chime, 'Calm Me' script, Jigsaw Jez, PowerPoint slides of male and female bodies, Animation: The Female Reproductive System, Menstruation Card Match, A range of sanitary products, The Great Growing Up Adventure resource sheet, A set of Menstruation Worries cards If available: some examples of published information leaflets about puberty, Jigsaw Jez's Private Post Box (teacher to make), Jigsaw Journals, My Jigsaw Journey, Jigsaw Jerrie Cat.
Understand and respect the changes that they see in themselves	3. Puberty for boys	I can describe how boys' and girls' bodies change during puberty	I can express how I feel about the changes that will happen to me during puberty	Tennis ball, Jigsaw Chime, 'Calm Me' script, Puberty: Points of View statements, Agree and Disagree labels, Animation: The Male Reproductive System, PowerPoint slide: Male organs, Boys 'n' Puberty Quiz - either single sheets or cut up into sets of cards, Materials as necessary to produce a colourful information leaflet or PowerPoint presentation, If available: some examples of published information leaflets about puberty, Jigsaw Journals, Jigsaw Jez's post box, My Jigsaw Journey, Jigsaw Jez, Jigsaw Jerrie Cat.
Understand and respect the changes that they see in other people	4. Conception	I understand that sexual intercourse can lead to conception and that is how babies are usually made I also understand that sometimes people need IVF to help them have a baby	I appreciate how amazing it is that human bodies can reproduce in these ways	Relationships Cards, Jigsaw Chime, 'Calm Me' script, Jigsaw Jez, Animations: The Female Reproductive System and The Male Reproductive System, Having A Baby, Diamond 9 cards, PowerPoint slides: A Baby in the Womb, The Truth About Conception and Pregnancy card sort - statements, true/false cards, explanation cards, Jigsaw Journals, My Jigsaw Journey, Jigsaw Jez's post box, Jigsaw Jerrie Cat.
Know who to ask for help if they are worried about change	5. Looking Ahead 1 Puzzle Outcome: Change Cards	I can identify what I am looking forward to about becoming a teenager and understand this brings growing responsibilities (age of consent)	I am confident that I can cope with the changes that growing up will bring	Jigsaw Song sheet: 'A New Day', Jigsaw Chime, 'Calm Me' script, Jigsaw Jez, Selection of pages from teen magazines, Flip chart paper, Paper or card for card designs, Jigsaw Journals, My Jigsaw Journey, Jigsaw Jerrie Cat.
Are looking forward to change	6. Looking Ahead 2	I can identify what I am looking forward to when I move to my next class.	I can start to think about changes I will make next year and know how to go about this.	Jigsaw Chime, 'Calm Me' script, Jigsaw Jez, Spinning top template, Circle of Change template, Jigsaw Journals, My Jigsaw Journey, Certificates, Jigsaw Jerrie Cat.