

Curriculum Newsletter

Year 6 Term 6 2024/2025

Welcome back to term 6, your final term at Evergreen! This term will be full of exciting activities and learning.

Authors and Readers

Our writing and readers this term will be based on the viewer and the three little pigs. This will give children an opportunity to build their knowledge of expanded nouns phrases, adverbials and show not tell. We will expand our vocabularies. We will develop our scanning skills and skills relating to find and copy questions. Children will consolidate their ability to answer a range of retrieval questions as well as a range of other question types.

It is expected that pupils in Year 6 read for at least 10 minutes at home, five days a week. This will help their reading stamina and give them opportunities to relax with a book too.

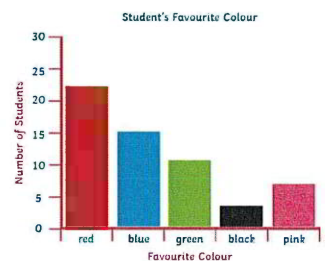
Mathematicians

As mathematicians this term, Year 6 will be learning about algebra, formulae, ratio and statistics.

We will look at solving

numerous show it, solve it and prove it style questions across the term.

We will





Please support your child's learning by giving them opportunities to access Times Table Rock Stars and

practise their number knowledge. This term, Year 6 will be learning multiplication

techniques. It is crucial that your child knows their multiplication tables to 12 x 12.

$$\begin{array}{ll} x + 11 & 11 \text{ more than } x \\ x - 4 & 4 \text{ fewer than } x \\ 5x & 5 \text{ times as many as } x \\ \frac{x}{2} & \text{Half of } x \end{array}$$



	<p><u>Being an Athlete</u></p> <p>During this term, we will be athletes on Tuesday and Thursday afternoons. The first session will be with Bristol Robins. Our second session will be based on 'Real PE' where we'll focus on our cognitive cog.</p> 
	<p><u>Being a Scientist</u></p> <p>As scientists we will be classifying living things. We will learn about how all living things can be classified into five kingdoms.</p>
	<p><u>Being a Geographers</u></p> <p>As geographers, we will be learning about mountains, volcanos and earthquakes. We will be learning about the earth's layers, how mountains are formed and volcanos impact on humans.</p> 
	<p><u>EPA Citizens</u></p> <p>In PSHE, we will be learning about our changing bodies. This will be taught in an age-appropriate manner, and more information will be provided prior to these lessons taking place. See more information attached.</p>
	<p>We will continue to use Spelling Shed to support our spelling this term. This comes with an online log in for children to play games as part of their learning in school and at home. Pupils will be tested on their spellings every week, so it is important that you support them with their homework. Each week, the new spellings will be posted on ClassDojo.</p>
	<p>For homework, children have their weekly spelling list as outlined above. They will also be expected to read 5 times a week!</p>

Yours Sincerely,
Miss Plimbley

Puzzle 6 - Changing Me

Puzzle Map - Ages 10-11



Puzzle Outcome

Help me fit together the six pieces of learning about Changing Me to create the Tree of Change display
Piece 6: T-shirts

Weekly Celebration	Pieces	PSHE learning intention	Social and emotional development learning intention	Resources
Understand that everyone is unique and special	1. My Self Image	I am aware of my own self-image and how my body image fits into that	I know how to develop my own self esteem	Classroom labels (letter A- D), 'Time and Money' PowerPoint slides, Facts About Fashion PowerPoint slide, Jigsaw Chime, 'Calm me' script, Flip chart and pens, Unhelpful/helpful resource, Jigsaw Journals, My Jigsaw Journey, Jigsaw Jerrie Cat.
Can express how they feel when change happens	2. Puberty	I can explain how girls' and boys' bodies change during puberty and understand the importance of looking after yourself physically and emotionally	I can express how I feel about the changes that will happen to me during puberty	Growing-Up Bingo cards, Jigsaw Chime, 'Calm Me' script, Puberty Flashcards, PowerPoint slides of male and female organs, PowerPoint slides: Female and male body changes, Animation: Female and Male Reproductive Systems, Puberty Truth or Myth cards, enough for each working group to have one complete set, Boy worries / Girl worries cards, Teacher notes page (Boy/Girl worries), Advice on personal hygiene for teens (can be from leaflets or sourced online by the TEACHER for appropriateness)., Blank paper, Jigsaw Jem's Private Post Box, Jigsaw Journals, My Jigsaw Journey, Jigsaw Jerrie Cat.
Understand and respect the changes that they see in themselves	3. Babies: Conception to Birth Assessment Opportunity	I can describe how a baby develops from conception through the nine months of pregnancy, and how it is born	I can recognise how I feel when I reflect on the development and birth of a baby	Tennis ball, Jigsaw Chime, 'Calm Me' script, Jigsaw Jem, PowerPoint slides of a baby developing in the womb, A set of 'Baby Can...' cards, cut up and shuffled, Animations: Female and Male Reproductive Systems, From Conception to Birth resource sheet, Conception to Birth card sort template, Jigsaw Journals, My Jigsaw Journey, Jigsaw Jerrie Cat.
Understand and respect the changes that they see in other people	4. Boyfriends and Girlfriends	I understand how being physically attracted to someone changes the nature of the relationship and what that might mean about having a girlfriend/boyfriend	I understand that respect for one another is essential in a boyfriend/girlfriend relationship, and that I should not feel pressured into doing something I don't want to	Jigsaw Chime, 'Calm Me' script, Jigsaw Jem, Should I/ Shouldn't I? resource, Diamond 9 Cards, Jigsaw Journals, My Jigsaw Journey, Jigsaw Jerrie Cat.
Know who to ask for help if they are worried about change	5. Real self and ideal self	I am aware of the importance of a positive self-esteem and what I can do to develop it	I can express how I feel about my self-image and know how to challenge negative 'body-talk'	Jigsaw Chime, 'Calm me' script, Cosmetic items: a tube of toothpaste, a hair product for men, an item of make-up, PowerPoint slides 'Ideal bodies', 'Real self/ideal' self templates – 2 copies per child, Different coloured pens, Jigsaw Journals, My Jigsaw Journey, Jigsaw Jem, Jigsaw Jerrie Cat.
Are looking forward to change	6. The Year Ahead	I can identify what I am looking forward to and what worries me about the transition to secondary school /or moving to my next class.	I know how to prepare myself emotionally for the changes next year.	Jigsaw Jem, Jigsaw Chime, 'Calm Me' script, PowerPoint slide - Bungee run, Paper and pens, Optional: Blank T-shirts, Optional: Fabric pens, Jigsaw Journals, My Jigsaw Journey, Certificates, Jigsaw Jerrie Cat.